

#insight

**Discom wise Projected  
Power Sales & Annual  
Revenue Requirement  
in Haryana for FY  
2023-24 & 2024-25**



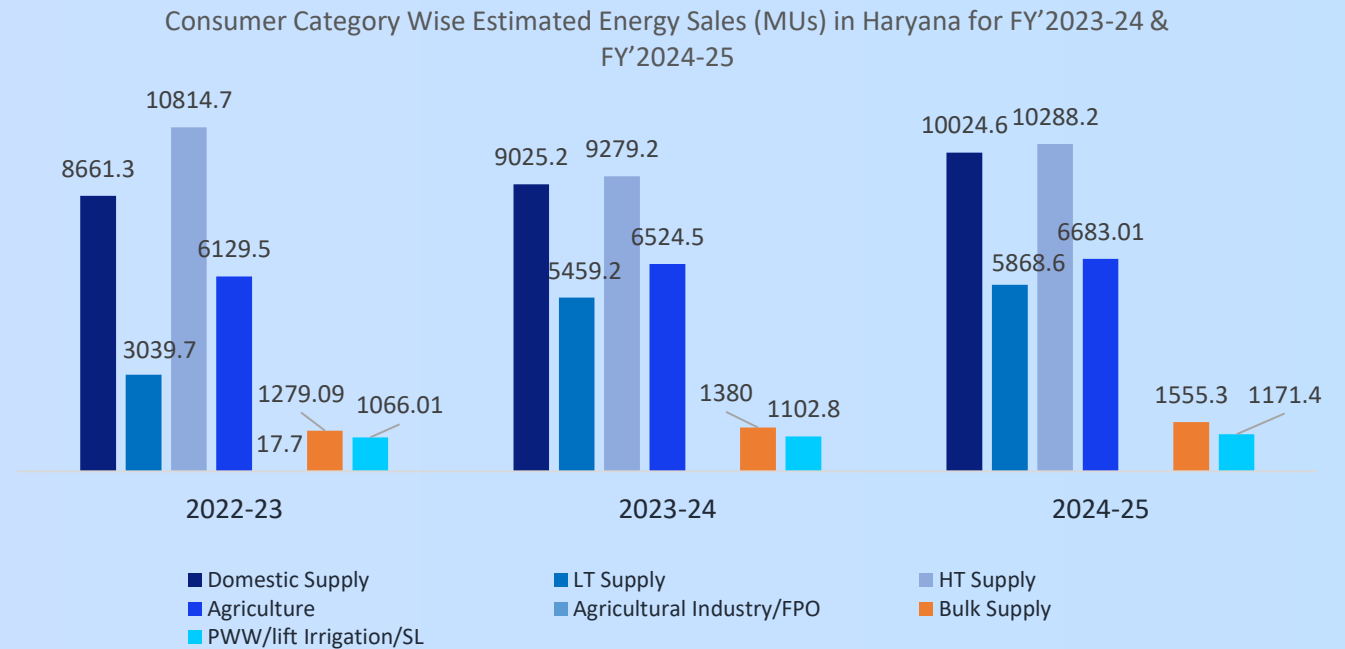
#insight

01

# Estimated sales of Haryana Discoms for FY 2023-24 & FY 2024-25

The energy sales of the base year FY'2022-23 has been considered for projection of category wise sales to the consumers

The approved energy sales of DHBVN in FY'2022-23 was 26,478 Million Units (MUs), while the actual sales was estimated to be 31,008.2 MUs. To estimate the respective consumer category wise energy sales of DHBVN for FY 2023-24 and FY 2024-25, the Petitioner has relied upon the CAGR of previous year's data of sales. The sales of the base year i.e., FY 2022-23 has been considered for projection of category wise sales to the consumers.

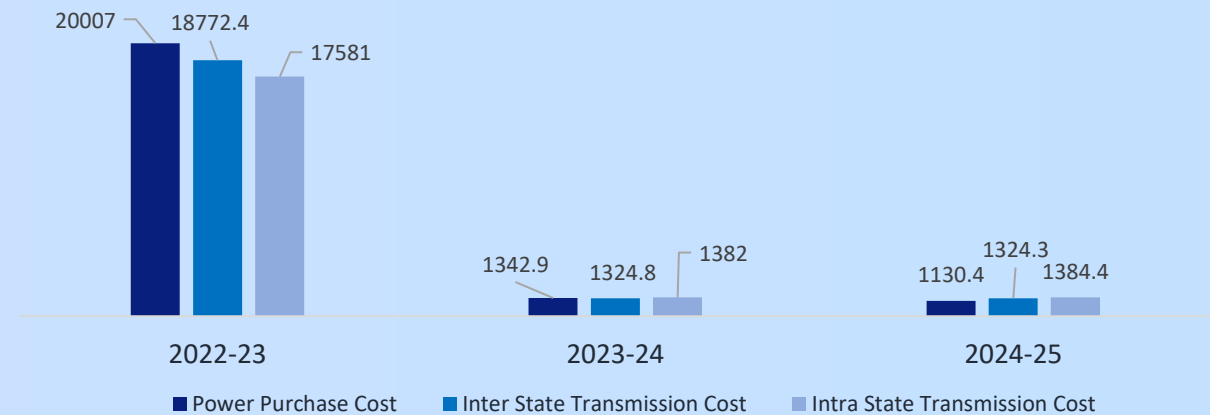


Source: DHBVN, HERC, Eninrac

## Power purchase cost is allocated among Haryana Discoms as per the proportion of their energy requirement at the state periphery

Month wise energy availability of generation stations at the state periphery has been projected for FY 2023-24 & FY 2024-25, on the basis of share allocated to Haryana in central generating stations, state generation Stations, IPP and other stations. Energy availability from newly tied-up plants is projected based on the expected commercial date of operation. Available energy from the long term tied up plants is shared between the Discoms based on their ratio of energy requirement at the state periphery. For FY'2023-24, the average energy charges for the H1 of FY'2023-24 are considered for estimating variable power purchase cost & capacity charges paid for FY 2020-22 is escalated by 2% is considered to determine fixed power purchase cost component for the relevant year. Power purchase cost is allocated among Haryana Discoms as per the proportion of their energy requirement at the state periphery. Projected power purchase cost in ensuing year, inclusive of inter & intra state transmission charges for DHBVN can be seen in the exhibit below.

Summary of Power Purchase Cost (INR Crores) by Haryana Discoms



Source: DHBVN, HERC, Eninrac

#insight

02

Summary of Power Purchase Cost Estimated

## Key Facts of Discoms in Haryana

### DHBVNL: Distribution Loss & Collection Efficiency

**11.42%**

Distribution loss level for FY 2022-23

**12%**

Distribution loss target for FY 2023-24

**10.75%**

Distribution loss target for FY 2024-25

**11.2%**

AT&C loss target for FY 2024-25

**3.6%**

Inter state transmission loss for FY 2023-24

**99.5%**

Collection efficiency for FY 2023-24

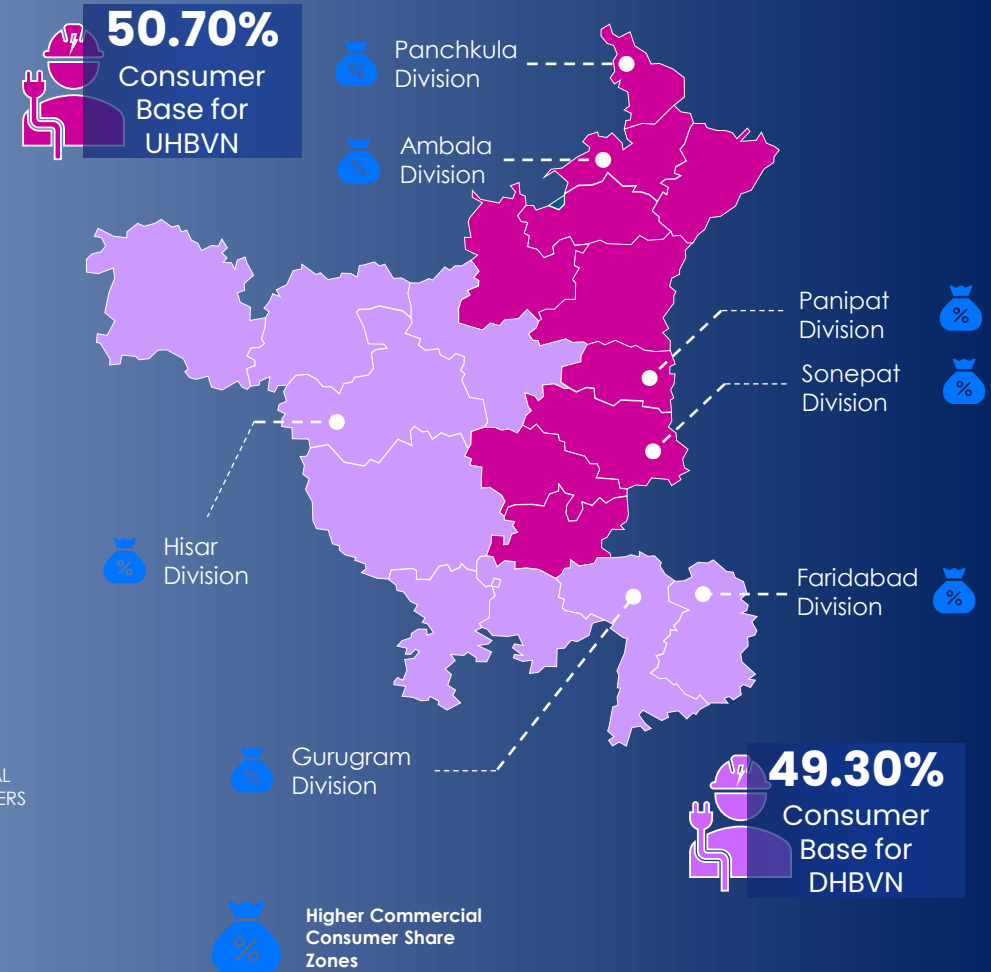
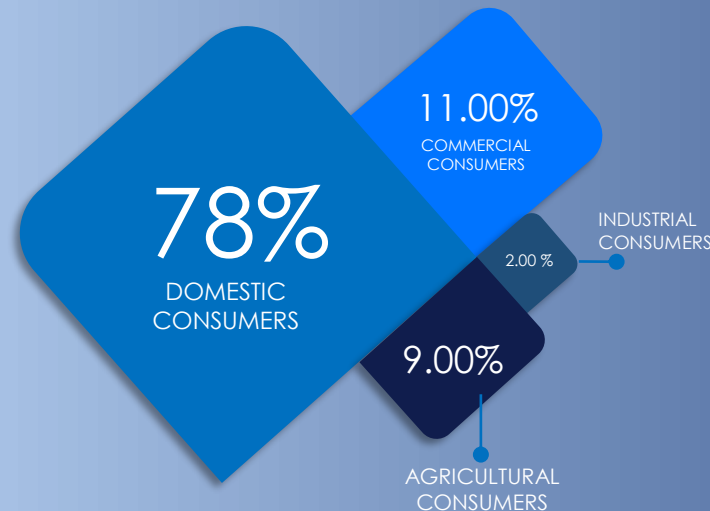
### State wise Analysis Northern Region – Haryana

**1** Discoms in Haryana

 DU1 – Uttar Haryana Bijli Vitran Nigam Limited (UHBVN)

 DU2 - Dakshin Haryana Bijli Vitran Nigam Limited (DHBVNL)

**2** Consumer Mix in Haryana



## Revenue from inter-state sales is estimated on the basis of average variable power purchase cost and surplus power available during the year

The revenue from power sales of DHBVN for FY'2022-23 is INR 15,254.8 crores. While the revenue from power sales for FY'2023-24 & FY'2024-25 is projected to be INR 18,648.2 crores & INR 20,109 crores. The aggregate revenue requirement of DHBVN for each MYT control period for FY'2022-23, FY'2023-24 & FY'2024-25 is INR 24,407 crores, INR 24,870 crores & INR 24,076.7 crores respectively.

Table I Aggregate Revenue Requirement for FY 2022-23 to FY 2024-25 (In Crores)				
S.No	Particulars	FY 2022-23 A	FY 2023-24 P	FY 2024-25 P
<b>1</b>	<b>Total Power Purchase Cost</b>	<b>22,760.95</b>	<b>21,421.67</b>	<b>20,347.52</b>
1.1	Power Purchase Expenses	20,007.00	18,772.43	17,581.01
1.2	Interstate Transmission Charges	1,342.93	1,324.86	1,382.07
1.3	Intrastate transmission charges and SLDC charges	1,130.43	1,324.38	1,384.44
1.4	Sharing of Gain/losses in Power Purchase Cost	280.58	-	-
<b>2</b>	<b>Operations &amp; Maintenance Expenses</b>	<b>1974.4</b>	<b>2276.4</b>	<b>2476.4</b>
2.1	Employee Expense	984.8	1175.8	1344.8
2.2	Administration & General Expense	160.7	171.7	183.5
2.3	Repair & Maintenance Expense	131.06	231.1	250.29
2.4	Terminal Liability	697.77	697.77	697.77
<b>3</b>	<b>Depreciation</b>	<b>347.7</b>	<b>510.3</b>	<b>545.1</b>
<b>4</b>	<b>Total Interest &amp; Finance Charge</b>	<b>362.6</b>	<b>605.2</b>	<b>623.7</b>
<b>5</b>	<b>Return on Equity Capital</b>	<b>211.6</b>	<b>271.7</b>	<b>291.8</b>
<b>6</b>	<b>Other Expenses</b>	<b>17.67</b>	-	-
7	Bad & Doubtful Debt		93.2	100.5
<b>8</b>	<b>Total Expenditure</b>	<b>25675.1</b>	<b>25178.6</b>	<b>24385.3</b>
<b>9</b>	<b>Less: Non-Tariff Income</b>	<b>267.5</b>	<b>308.6</b>	<b>308.6</b>
<b>10</b>	<b>Net Aggregate Revenue Requirement</b>	<b>25407.2</b>	<b>24870</b>	<b>24076.7</b>

Source: DHBVN, HERC

#insight

03

## Aggregate Revenue Requirement Estimation for Haryana

#insight

04

## Revenue Gap Estimation for Haryana Discoms

**Table II Revenue Gap of Haryana Discoms for FY 2023-24 (INR Crores)**

S.No	Particulars	Approved	UHBVN	DHBVN	Haryana
<b>1</b>	<b>ARR Requirement</b>	38,686.15	17,542.27	24,870.03	42,412.30
1.1	ARR-UH	16,592.20	17,542.27	NIL	17,542.27
1.2	ARR-DH	22,093.95	NIL	24,870.03	24,870.03
<b>2.2</b>	<b>Revenue for Discoms</b>	<b>30,944.11</b>	<b>16,541.37</b>	<b>23,528.37</b>	<b>40,069.74</b>
2.2.1	Sale of Power	30,944.11	12,545.78	18,648.25	31,194.03
2.2.2	Inter State Sales	NIL	350	889.3	1,239.36
2.2.3	Revenue from FSA for FY 24	NIL	760.6	1105.7	1866.4
2.2.4	Subsidy from GoH	5,769.90	2,884.90	2,884.90	5,769.90
<b>3</b>	<b>Revenue Surplus/(Gap)</b>	<b>-1,972.10</b>	<b>-1,000.90</b>	<b>-1,341.66</b>	<b>-2,342.56</b>
4	Revenue (Gap)/Surplus of FY 2021-22*				1,844.87
5	Holding Cost @ 8.5% for 1.5 Year				235.22
<b>6</b>	<b>Revenue Surplus/ (Gap)</b>				<b>-262.47</b>

Source: DHBVN, HERC

#insight

04

## Revenue Gap Estimation for Haryana Discoms (contd.)

Table III		Revenue Gap of Haryana Discoms for FY 2024-25 (INR Crores)		
S.No	Particulars	UHBVN	DHBVN	Haryana
1	<b>ARR Requirement</b>	17,333.63	24,076.71	41,410.34
2	<b>Revenue for Discoms</b>	16,787.20	22,994.32	39,781.52
2.1	Sale of Power	13,902.23	20,109.35	34,011.58
2.2	Inter State Sales	NIL	NIL	NIL
2.3	Subsidy from Government of Haryana	2,884.97	2,884.97	5,769.94
3	<b>Revenue Surplus/(Gap)</b>	-546.43	-1,082.40	-1,628.83
4	Revenue surplus/(Gap) for FY 2022-23			-1,364.25
5	Holding Cost @ 8.5% for 1.5			-173.94
6	Revenue Surplus/(Gap) to be carried over			<b>-3,167.02</b>

Source: DHBVN, HERC

WANT SPECIFIC MARKET STORY?  
**WRITE OR CALL TO US**

---

at [connect@eninrac.com](mailto:connect@eninrac.com)  
+91 93190 48963/47963, +91 72900 16953